

THE CLIP-ON FURRING STRIP

FOR INDOOR OR OUTDOOR USE



grad[®]



FOR SIDING & SOFFITS

- Hidden fastener system
- **No need to fasten clips individually anymore**
- **Build rainscreen or open joint cladding**
- **No compulsory double furring for vertical siding**
- **Vertical, horizontal, or diagonal siding**
- Boards are simply snapped onto the rails
- **No need to pre-drill boards**
- **No need to check board alignment or gap sizes**
- No contact between the outer cladding and the structure for better ventilation
- Choose between two rails for either a 0.47" or 0.71" or 1-25/32" gap between wall backing and outer cladding
- Light, easy to ship
- **Patented system**

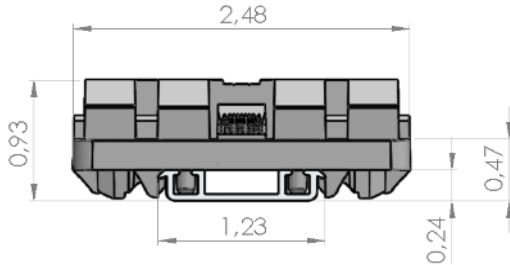


HOW DOES IT WORK?*

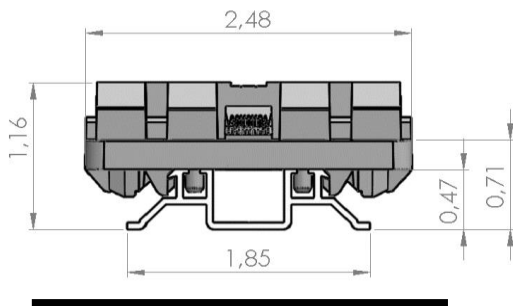
Grad® rails can be cut to length

Measurements in inches

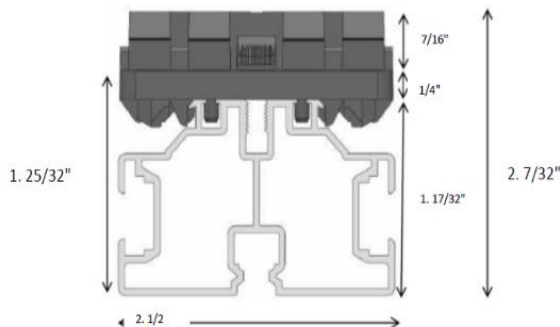
Mini Rail : the most compact system



Start Rail: allows board removal with open-joint systems



PR39 Rail



- **On flat and even surfaces (battens or concrete walls):** align Grad™ rails on top of the battens or wall and fix the rails with Stainless Steel screws or nails
- Snap the boards on top of the Grad® clips



Soffits



Privacy screen

Build or renovate:

- Siding
- Interior wall panels
- Accent walls
- Soffits
- Privacy screens
- Fences

*Always follow installation guidelines and local, state, federal building codes

*Check our board compatibility chart

Get inspired & Learn more ! [gradsystem_usa](https://gradsystem_usa.com)



RESELLER:

